

Radio Control Club of Detroit



The wind is our friend

Gravity wins!

Volume 55: Issue 3

Newsletter Date Nov. 2008

Officers:

- President: Don Veres
- Vice Pres: Noel Hunt
- Secretary: Keith Jones
- Treasurer: John McCormick
- Culinary: Rainel Veres
- Web Master: Ken Sulkowski
- Field: Bob Lyszak
- Safety: Ray Wahl
- Editor: Lou Tisch
- Club Wear: John McCormick
- PR: Mike Pavlock
- Membership: Willie McMath
Ken Sulkowski

Big IS Beautiful



Inside this issue:

<i>Big Bird Fly In 2008...</i>	1
<i>The Presidential Podium...</i>	2
<i>The Editor's Edge.....</i>	2
<i>Announcements.....</i>	2
<i>Russian "Bear" -a peek....</i>	5
<i>Electric Fly-In Event 2008...</i>	6
<i>Kids Night June 12, '08....</i>	8
<i>TipsToolsGizmosGadgets...</i>	10
<i>Scale Fly In 2008.....</i>	12
<i>Rise for the Anthem.....</i>	14
<i>Youngest RCCD member...</i>	14
<i>Membership Info.....</i>	14-15
<i>Winter Indoor Flying.....</i>	16
<i>Classified Ads.....</i>	17-18
<i>Classified</i>	19
<i>Schedule of Events.....</i>	20



Vince Blasky's Giant FlyBaby

BIG..... was the order of the day at this years event. Our **Big Bird Fly In** was an IMAA sanctioned event this year and it drew a lot of participation from local & down river fliers. We had Bipes, Helis, War Birds, Low Wing, Swing Wing, High Wing & No Wing (well, that was after the crashes).
What a Show !!!!!

Continued on page 3

The Presidential Podium



Well another season is winding down with cooler weather coming and the building season ready to start. I have one more combat contest in Ohio and then the build/repair season starts for myself also.

Some of our events did well this year despite the prevailing economy and weather conditions at those events. Our camp & fly day and dinner was a success with 42 for the dinner and the girls did a great job, of course. There were pilots from one end to the other on the field. We even managed to get 3 rounds of 1/2a combat at the end of the day.

On Sunday, our fun fly was just that, lots of fun, with prizes also included. What a beautiful two days of flying. The Culinary Cutie's did a great job as usual and Eddie supplied tomatoes, green peppers, watermelon and peaches from his garden.

It seems to be a safer atmosphere at our flying field with our new field rules in place but there are still a few who can't quite comprehend them. As field marshalls, we need to remind these individuals of the rules in hopes that the rules sink in sooner rather than later. Be patient and gentle in reminding them of the field rules and don't be offended when you are reminded as well. The whole idea is to be safe and have fun.


Have you gotten all your work hours in? We have one more work party and this is your last chance, check the schedule and we can use all the help we can get. Also, check out the ground school classes, they're very informative and enjoyable. If you haven't been to the meetings of late we are raffling off some nice planes in different sizes, so come and enjoy your flying buds.

Your Club President; Don Veres II

The Editor's "Knife Edge of Reality"

The **Newsletters** are only **available via email** and are also downloadable from the Newsletter page of the website as a pdf file. Be sure to check the website and update your email address so you will be able to receive the newsletter.

Something worth checking into is the **AMA Insider**...National Newsletter. As an AMA member, this is part of the advantages of membership. Go to: www.modelaircraft.org/insider. You can sign up and automatically receive the bi-monthly newsletter. It's an excellent and informative publication. An article I wrote in the Jan. '08 RCCD Newsletter was picked up by the **AMA Insider** and published in their May Issue...."Transporting Our Models".



If you have **something to contribute to the RCCD Newsletter**, an article or anything, please give me a holler.

duckguylsb@juno.com or (586) 790-2678.

Thanks much, Lou Tisch

Announcements

1. If you have any "hints & kinks", please submit them to Ken Sulkowski for publication on the website.
2. Regular RCCD Club meetings are on the 1st & 3rd Tuesday of each month at Rosso Hall....unless otherwise noted. Don't forget the Ground Schools that are typically on the 4th Tuesday of the month.
3. The field rule for "no cell phones in the flight area" has been rescinded by club vote as of 5/6/08, though let's try not to fly and talk on the cell phone. Yup, that's been done.

Thanks all, Lou Tisch-editor

BIG is Beautiful (cont.)



**Gary Weeks-World Models Zero
81" ws, US 41 Gasser, Elec. Retracts**



**Gary Weeks-Fairey Swordfish-Torpedo Bomber-Swing Wing for Carriers
84" ws, EVO 35 cc, 17#, Gary Built it from Plans...Beautiful Ship**



**Ernie Kratzet with his
recently demised P-51 Mustang**



**Ken Sulkowski-Cox ARF 1/5 Waco
72" ws, Saito 120 FS-Comfortable Flier**



**Dan Horan-Raptor 90
YS.91 & JR Radio**



**Dave Durocher-GP Super Chipmunk
81" ws, OS 200 FS-Easy to Handle**



**Part of Flight Line
CAP 580-STA-Sukhoi...etc**



**Don Veres-Super Sportster
Keith-"Swat Team" Standing Guard**



**Richard Javery-CAP 580
Ernie in a Support Role**



**Mike Andros (left) assisting Ken
Remencus with a Biplane Recovery**



**Vince Blasky
Giant Gere Sport**

BIG is Beautiful (cont.)



**Mike Archangeli & Vince Blasky
Working on Mike's Giant Gere Sport**



**Mike Archangeli
Giant Gere Sport**



**Vince Blasky
Giant Gere Sport**



**Skip Gizowski-Aeroworks YAK 54
71" ws, OS 200 FS, 10.6#**



**Calvin Mitchell-Carden CAP 232-35%
ZDZ-80 Flies with Milan Fliers**



**Russ Hope-RV 4 w/Flaps
OS .91 FS, Futaba PCM 9-Channel**



**Vic Kerster
Big Beautiful Doll-P 51 Mustang**



**Vic Kerster
KMP Tiger Cat-Twin**



**Don Veres
Super Sportster-Gasser**



**Russ Hope-Sig Extra 300 1/4 Scale
78" ws, Saito 180 FS, McDaniel Glow**



**Lou Tisch-Sukhoi SU-26MX
72" ws, OS 120 FS, Futaba Gear**





**John McCormicks-Ryan STA & SU-31
STA w/OS120FS-SU w/Fuji 43 Gasser**

A Peek at “The Bear”.....Tu-95MS by George Maiorana



This outstanding aircraft is the creation of George Maiorana (RCCD club member) and took some top honors in Military Aircraft at the 2008 Toledo Show. We are merely taking a quick “sneak peek” at this masterpiece doing a quick photo walk through of the “Bear”. There will be more on this model in subsequent newsletters.the best is yet to come.

Lou Tisch



Photos by Lou Tisch

2008 Electrics Event – May 4th



Any way you measure it, RCCD's 3rd Annual Electric Fly-In was the most successful yet, with 42 registered pilots, about 100 electric R/C aircraft, many prizes and constant flying all day, despite occasional blustery winds.

The day started early for the organizers and volunteers who readied the club field for the event. With the kitchen set up, registration and impound ready, and the pit area prepared, pilots began to arrive and register. Shortly before 10:00 am, a brief pilots' safety meeting was held, while a certain ex-president scurried off to get the PA system that he had stored for the winter and omitted (forgot?) to bring. Arriving with it in the

knick of time to play the Star Spangled Banner, the flag was hoisted into the blue: - A time for many of us to silently thank those, past and present, who defend our freedom to do so much. including enjoying pastimes like R/C aviation.

Adam Hartzel got the flying started with a helicopter demonstration and although I have heard that "helicopters can't fly, they are just so ugly the earth repels them", Adam's flying certainly was beautiful. Can helicopters really do those things, or was it an optical illusion?!

The aircraft that took to the air after that and for the rest of the day, represented most aspects of model R/C aviation: Flat foamies, Joe Haas's 120-size U-Can-Do, Warbirds - from Joe McMillan's foam squadron of ARFs to Ryan Craig's scratch built Liberator. Yours truly logged flight number 200 on the P-51 Mustang as well as flying a couple of WW-I bipes (SE-5a & DH-2). There were many helicopters, gliders, EDF Jets and aerobats – and all electric powered. While the size and scope of the aircraft varied, the power systems were biased toward LiPo's and Outrunners.



Cont. on page 7

2008 Electrics Event – May 4th (cont.)



Judging by how often the now familiar arming jingle of Castle Creations ESCs was heard along the flight line, many pilots appreciate the reliability and value of Castle Creations equipment. And thanks to Castle Creations sponsorship through Scott Pavlock, there will be more Castle Creations stuff going in planes in the near future. They donated the prizes that were drawn throughout the day.

RCCD also provided a pair of tickets to the Red Bull Air Races to be held in Detroit at the end of May. These were won by Denise Pavlock. I wonder who she will take with her?!!

The LiPo charging station, away from the impound shelter, insured that the Lipos were charged safely, while under supervision. Dumb thumbs and gravity only claimed 4 or 5 planes and Joe McMillan rediscovered that stationary props can't be trusted on electrics – and “fly your plane” can have two meanings!

At the midday break, anyone who had an interest, was given a chance to try out an electric-powered Avistar on the buddy box, thanks to Scott Pavlock.



Since our first electrics event three years ago, more of RCCD's members have electric aircraft to fly each year. We also saw an increased number of non-members registering because of the blanket of press releases and fliers that were distributed.

Although the success of the event was attributable to the concerted effort of a large number of club members who helped out (thanks all), it was the father and son team of Mike and Scott Pavlock, who brought us all together. Thank guys for a great event.

By Noel Hunt



Kid's Night-June 12, 2008

Thanks to everyone who turned out to help on the first of our two Kids Nights for 2008---the Intro Pilots and Assistants, the culinary crew, and the members who assisted the children in the building of their Delta Darts.

The event was originally scheduled for the 10th but due to heavy rains earlier in the day we chose to use our alternate rain date. Unfortunately, this cost us in attendance. One foster family plus Turning Point could not make the Thursday date due to previous commitments so eight kids were lost. The most serious loss was a foster home that had eighteen kids scheduled to attend and didn't notify us that they were not coming until 4:30. Perhaps we need a "Plan B" if it is necessary to use the rain date in the future.



However, the event was still a success as ten kids and one foster mother earned their first flight certificate, enjoyed their hot dogs, and built their first model airplane.

Our second Kids Night is Tuesday, August 12. Hopefully we'll have better luck with the weather on that scheduled date.


Paul Garceau

Photos by Jim McCoul



Cont. on page 9

Kid's Night (cont.)




Tips, Tools, Gizmos & Gadgets

Receiver & Battery Wrap

Every battery pack and receiver in your model airplane should typically be swaddled in foam and wrapped with tape to keep everything nicely bundled. I've used everything from masking tape to electricians tape and they all work but they also have downsides, especially when removing them. They either become brittle and hard to remove or soft & sticky and a real mess. I think I've found the answer to my dilemma...with a plus.



The simple answer is a product known as **Vetrap**. This is a mesh cloth that can be wrapped around the battery pack & receiver pack. It can be stretched and contoured to the pack and it sticks to itself and requires no additional adhesive.



The real plus to Vetrap is that, in the unlikely event of a crash, your receiver and battery will be easy to find due to the vibrant colors of the material. Now, that's a real bonus in my books. Not that I'd need that bonus. ;)



Vetrap comes in a variety of bright colors and is typically available at many Pet Supply Shops. I picked mine up at Paws & Claws on 10 Mile Road, just West of I-94. Ask for Vince, Ashley or Gary. They'll know what you're looking for. Tell them I sent you.

Lou

(more tips on page 11)

Screwdrivers-Long & Thin

How often have you been in need of that long reach, thin shank, flat tip screwdriver to get to your low speed idle mixture screw. Often, I'm sure. I have checked all the regular channels and suppliers at the Toledo Show as well as local shows. Nothing! Then, low and behold I found what I wanted right at Harbor Freight Tool Supply only a mile from my home.


Go figure.

Lou



Cutting Table Tools

Most of the time, we don't realize that our most important tools in the shop are right in front of us.....the work bench and surface. This is not a new or revolu-



tionary thought. I first saw these at the Toledo Show but they are available locally as well. The nicest is that little yellow and black "wheeled cutter". This is for cutting fabric but works well for fiberglass, balsa wood & iron on coverings. Roll and cut. The next piece is the plastic cover with grid lines. This allows for precise cuts and is designed to be cut on without damage to the surface. Carry on folks.

Lou

Tips, Tools, Gizmos & Gadgets (continued)

Great Mate Model Stand

Which one of us has never needed an extra hand or holding fixture/jig while working on our R/C models. I guarantee that each of us has needed that extra hand. Well, it has been found for you....right here on our stage. Mike Andros found this at the Toledo Show and scarfed one up and presented it to me for my birthday this Summer. Wow, what a present and one of the handiest tools in my arsenal. This Great Mate Model Stand (www.modelstands.co.uk) is an amazing device. I use it in my model barn for working on planes, at the field for set up and can even haul my gear from the truck to the field using the optional wheel & handle kit. The GM Model Stand is collapsible for easy stowage and travel yet opens quickly for hauling gear and assembly of the model.



According to the manufacturer, this Model Stand is “Made by Modelers for Modelers” and has had a tremendous amount of thought put into the product. The quality is evident from the primary steel tubing to the outstanding powder coated finish and it’s accessories. This stand was initially needed to keep from kneeling on the wet ground, as you find often in the U.K., and serves as an assembly/holding stand as well as a stand for starting and testing your motor. This stand is versatile and adaptable to your needs.



Interestingly, when I received the stand, there were a couple of knurled knobs/thumb screws missing so I emailed the company in the United Kingdom. They responded very quickly and dropped several knobs into the mail for me as well as a couple extras. Now, that’s great customer service.

Additionally, they have several accessories that you can add on. You’ll find holders for your flight box, electric starter, Heli supports, magnetic parts dish and many others. I have found this stand to be useful for everything from .40 size models through quarter scale and G62 size Bipes. I highly recommend Great Mates and their stand.

Lou Tisch



Additionally, they have several accessories that you can add on. You’ll find holders for your flight box, electric starter, Heli supports, magnetic parts dish and many others. I have found this stand to be useful for everything from .40 size models through quarter scale and G62 size Bipes. I highly recommend Great Mates and their stand.



Great Lakes Scale Fly-In 2008



As usual, this years Great Lakes Scale Fly-In was a “smashing” success. Yes, there was flying and smashing.....as usual.

We got a slow start this year with the weather, primarily Rain.....again. Rain gear spread over the top of a model is a pretty good indicator that there’s no flying going on for a while. Once the skies cleared, it was an open runway for fun.



**John McCormick
What Rain?
It's Time to Fly!**

John McCormick broke the rain cycle, figuring that “...I came out here to fly and that’s just what I’m going to do”. You can’t keep dedicated fliers on the ground. It appears that Joe McMillan (arm in the air) and Larry Chaltron are of the same opinion. It’s time to pull the plug on this rain thing, fuel up the planes and head for the open....and cloudy....skies. It’s Scale Fly-In time and there are events to be flown and competitions to be won.....or at least attempted.




**Yes
We're
Flyin'**



**Highly Qualified
Staff of Judges**

Our “well trained, staff of judges”, Ernie Varilone, Noel Hunt & Mike Pavlock, are ready and waiting for the lineup of guinea pigs...I mean, contestants. Jim Stawski jumped into the competition with Jim McCoul calling. Jim was flying his beautiful Patty Wagstaff Extra 300, sporting an 80” wingspan, ZDZ-40 gasser and Futaba 9C radio gear.



Jim McCoul & Jim Stawski



Jim Stawski & Wagstaff Extra 300

Continued on page 13

Great Lakes Scale Fly-In 2008 (continued)



Joe & Taylorcraft

There was no shortage of fliers at this event, both those flying for fun and those who were competing. Joe McMillan was flying his Taylorcraft, modeled after the full scale plane of Harold Hanson, sporting extra detail and a Saito 180 FS.

Don Veres put in several flights with his Hanger 9 P-51 Mustang, carrying a 65" wingspan and Saito 100 FS.



Don & P-51

Dave Novelty put in some excellent performances with his 30% BME Edge 540 with a DA-50, Slimline Pitts exhaust system, JR 2.4 Gigahertz radio and Hitec servos. This Edge 540 weighs in around 18.5 lbs. and has about 30 flights on it so far and it's just getting warmed up.



Dave & Edge 540

Joe Hass (Pres. Skymasters) put in some excellent flights with his EZ MRC P-51 Voodoo (OS 46-slimline exhaust), as did his son, Chris, and their friend Craig, who flew at the NATS & won 1st place in Novice Sport Scale with a borrowed Pitts Biplane.



Calvin & Double Vision

Calvin Mitchell performed some great 3-D performances with his Chip Hyde-Double Vision sporting a DA-50 gasser for power. Calvin's flying is smooth and exciting to watch...always an outstanding performance.

Ernie Varilone had his GP Tiger Moth, with a 68" wingspan, OS 90FS for power and he has about 50 flights on it.



Lou & Corsair

Chris, Joe, Craig & Voodoo



Ernie & Tiger Moth



Noel Hunt...Chris & Joe Hass



Your editor, Lou Tisch, flew his H-9, Corsair, 65" wingspan and Saito 120 FS for power.

There were plenty of prizes and happy faces both during and after the Fly In. Special thanks to Keith Jones, CD, for an outstanding job on this event.

Lou Tisch



Now, we all can't even imagine how tough it is being a Culinary Cutie. There's always something to do. The BBQ has to be brought out and set up, coals need firing, food needs preparation, buns need warming, pop needs cooling.



There's just not enough time in the day to get everything ready for a Fly-In. It's very exhausting....as you can plainly see. But.....once the National Anthem begins playing, announcing the beginning of our events.....everybody is on their feet to honor our Flag and Country...regardless of where you may be...."stationed".

Author "unknown" to protect the guilty



Ernie Varilone and his daughter Jennifer, with Ernie's grand daughter, Madison Kaye. Madison is the youngest member of RCCD and already has her AMA membership card. That's no surprise!

MEMBERSHIP 2009

Over the years Bill and I have found the easiest way to renew your membership is by mail. With over two hundred members renewing, doing so at club meetings creates a lot of confusion and interferes with the meeting. To renew by mail you need send us four things:

1. **A CHECK MADE OUT TO RCCD,**
2. **A PHOTO COPY OF YOUR 2009 AMA CARD** (or the AMA card itself)
3. **YOUR TIME CARD** (with at least 10 work hours recorded to receive full discount
Pro-Rated at \$2.50 per hour. Up to \$25.00 max)
4. **A SELF ADDRESSED STAMPED ENVELOPE.**

Remember to subtract \$2.50 for every hour recorded on your time card up to \$25.00. If you're late, be sure to send in the proper late fee, as listed on the form. If you can't get a copy of your AMA card you can send the card itself to us and it will be returned with your new membership.

We maintain a 24-hour turn around, so it's fast, easy and convenient. There is a form included in this newsletter or you can download it off the internet at www.rccd.org. Don't wait and be late, it'll cost you extra. Please remember to sign the form.

Mail to: **Bill McMath**
630 Clinton River Dr.
Mt. Clemens, MI. 48043

or Mail to: **Kenneth Sulkowski**
29725 Moulin Ave.
Warren, MI. 48088-3636

See page 15 for Membership Form

RADIO CONTROL CLUB OF DETROIT



Chartered by AMA Since 1953

MEMBERSHIP APPLICATION / INFORMATION FORM

No. #09

Please read everything carefully and Please Print

Name _____ Date _____
Address _____ Phone No. _____
City _____ State _____ Zip Code _____
Date of Birth _____ Current A.M.A. No. _____ Card Checked By _____

First Became Member of RCCD in _____ Current Status: (Circle One) Student Pilot Instructor

DUES: ALL MEMBERSHIPS ARE DUE JAN. 1st.

Spouse's Name _____

INITIATION FEE ----- \$20.00
NEW MEMBERS ----- \$75.00
RENEWALS ----- \$75.00
WITH TEN (10) WORK HOURS ----- \$50.00
SENIOR * (65 and over) ----- \$55.00
WITH TEN (10) WORK HOURS ----- \$30.00
JUNIOR (17 & UNDER) ----- \$13.00
(No fee if covered by a parent.)
LATE FEE (Jan. 31st. To March 1st) ----- \$5.00
AFTER MARCH 1st you must repay initiation fee - \$20.00
TEMPORARY MEMBERSHIP (30 days) ----- \$30.00
* You must be a member for one year for senior rate.

What Aircraft channels do you use?

IF you're a new member, where did you hear
about The Radio Control Club of Detroit?

Your present of former occupation

Meeting night is the 1st. & 3rd. Tuesday of the month 7:30 PM. Half fee for dues is charged after August 1st. of current year.
When paying dues you must present your current AMA card to the Membership Committee.

When paying by mail you must include a **STAMPED, SELF - ADDRESSED ENVELOPE**, a **CHECK MADE OUT TO RCCD**,
A **PHOTO COPY OF CURRENT AMA CARD** and **YOUR TIME CARD** (For a \$25.00 discount or \$2.50 for every hour up to 10 hrs.)

MAIL TO: KENNETH SULKOWSKI
29725 MOULIN AVE. (586)751-2525
WARREN, MI. 48088

WILLIE McMATH
630 CLINTON RIVER DR. (586) 463-8484
MT. CLEMENS, MI. 48043

FOR OFFICE USE ONLY

Paid \$ _____ Date _____ Cash _____ Check # _____ Club Card _____

Everyone MUST read and sign below. Applications without signatures will be returned.

Note: this waiver means that if I am involved in any claim or suit I will not sue the RCCD Inc. I understand that this waiver does not affect my liability insurance coverage.
Safety Code compliance and waiver and release of liability statement.

I agree to comply with all applicable AMA safety rules and all RCCD safety / field rules. Failure to comply with these rules may result in termination of membership. I understand that my failure to comply with Safety Code will result in failure of liability coverage for any damages or claims so caused. I further understand that written notice must be provided within sixty days of the occurrence of any incident.

I am aware that modeling may present hazards to participant and spectators, I exempt, waiver, and relieve the Radio Control Club of Detroit, Incorporated (RCCD) from all current or future liability for personal injury, property damage, or wrongful death caused by negligence.

This waiver shall be in force at all times I am a member of RCCD, and the waiver does not require my re-signature when I renew my membership.

I have received a copy of, and read the Radio Control Club of Detroit Field Rules.

Signature of applicant

Parent or Guardian of applicant under age 18 must also sign

KCS 11/20/07



Skymasters R/C Club

In conjunction with **Romeo Skyhawks**
Join the Skymasters Radio Control
Club for an R/C Aircraft Event

Winter Indoor Flying!

Tuesdays thru Winter – starts November 11, 2008

Ultimate Soccer Arenas

867 South Blvd, Pontiac, MI

(west of Opdyke on the north side of South Blvd)

Flying area is 365 ft by 260 ft with 45 ft to 75 foot ceilings!

Come join us for some indoor fun!!

R/C Flying Schedule: Tuesday 11am – 1pm

Ample space for concurrent flying of 3D, Heli, Sport Flying!



Temperature controlled, well lit. Restaurant on site.
Check our website for event status throughout the winter.

Event
Sponsors:



Carlton Hobbies



Five Sessions for \$25 - Pilots must show proof of AMA membership

Ultimate Soccer Arenas - www.ultimatesoccerarenas.com

For more information call Joe Hass 248-321-7934

Visit our website at www.skymasters.org

Classified Section


Cessna Skylane

Built by Bill Hackett from Hostetler Plans
Wingspan: 115"
Engine: Toto 70 Twin
Contact: Bill Hackett 586-749-9494



PBY Catalina

Manufacturer: Unknown
Very well built
Clean installation of motors & radio
Requires balancing, fuel lines & Rx Installation
Wingspan: ~60"
Engines: pair of OS .25 FX
Radio: Futaba T6XAs
Everything new, unflown, unfueled
Contact: Len Centala 313-884-1081
SCS/GP area



Classified Section

Seagull Laser 200

This is a Seagull Laser 200 ARF that has been completely assembled with ST 2000 2-stroke motor, servos, switch, charge jack & battery watch. Servos are Tower Pro MG945R (2 on elevator, 2 on ailerons, 1 on rudder & Airtronics 9102 on throttle). It has a 70" wingspan and a length of 62". \$400 obo



Contact:
Lou Tisch
duckguylsb@Juno.com
586-709-5378 (cell)

(see business card this page)
Lock Stock & Barrell, Inc.

MALT Model Aircraft

Mike Andros & Lou Tisch have recently purchased Grant's Custom Aircraft out of St. Clair and relocated the operation to Lou's Shop in Clinton Township & added 2500 sf to the operation (see LSB card below). Currently, there are molds for 10 models, including: PBY Catalina (109" ws), Grumman Duck, Grumman Widgeon, Republic SeaBee (single & twin)-1st kit to introduce, Lake Buccaneer, SeaKing, several Mustangs, Pylon and fun-fly ships.

As operations progress, we will be presenting the model kits in succession. Keep your eyes open for the introduction of our first kit.

Thanks all, Lou Tisch & Mike Andros
Full Scale Aircraft photos courtesy of aircraft websites



Lock Stock & Barrell, Inc.
Duck Boats & Decoys

123 Avery / Clinton Twp., MI 48036
Office (586) 790-2678 Shop (586) 465-0339
FAX (586) 790-2653

Lou Tisch
duckguylsb@juno.com

www.lockstockbarrell.com
www.eallendecoys.com

CONTROL LINE SUPPLY

Dealer for: Brodak & Black Hawk Models

FRANK CARLISLE -- c/l expert

Phone-(313)882-8349

e-mail- aircarlisle@comcast.net



18625 NINE MILE RD.
EASTPOINTE, MI 48021
Phone (586) 773-4237
Fax (586) 773-4323
E-Mail: epfiber@aol.com
Web: www.epfiber.com

DARLENE JAMROZ
President

JERRY LIVINGSTON
General Manager


Classified Section

Giant Stinger-RTF

Wingspan= 81"
 Length= 65"
 Engine: Quadra 40 (I believe), Walbro Carb
 Electronic Ignition
 Tx: Airtronics VG400 Ch. 48
 Rx: Airtronics 92777 Ch. 48
 Servos: HES-088, Airtronics 94102
 New Cowl-Fiberglass Specialties-uncut
 \$400.00 obo



Giant Stinger



Bob Dively Pitts

Wingspan= Upper 81"
 Lower 76"
 Length= 69" front of cowl to tail
 All servos included & installed
 (mix of HS-705MG, Futaba 148).
 Flown with G-62 (not included).
 \$550.00 obo



**Dively
Pitts**

Mike Andros

586-216-1685 * 586-781-6621
AndrosMJ@yahoo.com

Specializing In . . .
 Radio Control Models

Tel: (586) 757-7160
 Tel: (586) 757-0854
 Fax: (586) 754-4060



Prop Shop Hobbies
 "Your Complete Model Shop"

WEB SITE
<http://www.prop-shop.com>

23326 Van Dyke
 Warren, Michigan 48089

Quality Servo Extensions and Splitters
 available from Keith Jones (586)-786-1474

10% discount to RCCD members

PLUS 10% of member sales to the club

Email: KAYDEEJAY9@YAHOO.COM

All Gold Plated Connectors

Qty	Heavy Duty JR or Futaba	Price	Ext price
Fut	JR	(22 gauge wire)	each
		4" servo extensions	\$1.50
		8" servo extensions	\$2.00
		12" servo extensions	\$2.00
		18" servo extensions	\$2.00
		24" servo extensions	\$2.50
		36" servo extensions	\$3.00
		3" "Y" splitters	\$3.00
		6" "Y" splitters	\$3.00
		12" "Y" splitters	\$4.00
		24" "Y" splitters	\$5.00
		Sw harness w chge lead	\$6.00
		Discount	%
		Shipping	
		Rev 1/31/08	TOTAL

Craft & Hobby Creations

Jim & Barb McCoul

Ph: 586-446-9357

Email: jmccoulrc1@wideopenwest.com

Www.wideopenwest.com/~mmc9892

RADIO CONTROL CLUB OF DETROIT

Lou Tisch-Editor
36568 Boyce Drive
Clinton Township, MI 48035

Phone: 586-790-2678
Fax: 586-790-2653
Email: duckguylsb@juno.com



Gravity Wins !

*We're on the web
www.rccd.org*



Coming Events-2008

- Nov. 11, 08.....Start of Indoor Flying-see page 16
- Nov. 18, 08.....Club Meeting
- Nov. 25, 08.....Ground School-Alternative Coverings
- Dec. 02, 08.... .Club Meeting-Elections
- Dec. 16, 08.....Christmas Party

Coming Events-2009

- Jan. 01, '09.....Informal Flying at Field
- Jan. 25, '09.....Swap Meet-13th Annual
- Mar. 14-15, '09..Mall Show-Macomb Mall
- Apr. 14, '09.....Mini Toledo-Club Hall

Please check the club website (www.RCCD.org) for up dates and changes to the schedule.

